



# Ironbark Paladin Property Securities Fund

ARSN 087 897 667

INTERIM FINANCIAL REPORT  
For the half-year ended 31 December 2024



# **Ironbark Paladin Property Securities Fund**

ARSN 087 897 667

## **Condensed Interim Financial Report - 31 December 2024**

# Ironbark Paladin Property Securities Fund

ARSN 087 897 667

## Condensed Interim Financial Report - 31 December 2024

### Contents

	<b>Page</b>
Directors' report	2
Auditor's independence declaration	4
Condensed statement of comprehensive income	5
Condensed statement of financial position	6
Condensed statement of changes in equity	7
Condensed statement of cash flows	8
Notes to the condensed interim financial statements	10
Directors' declaration	17
Independent auditor's review report to the unitholders of Ironbark Paladin Property Securities Fund	18

## Directors' report

The directors of Ironbark Asset Management (Fund Services) Limited (the "Responsible Entity"), the Responsible Entity of Ironbark Paladin Property Securities Fund (the "Fund"), present their report together with the condensed interim financial statements of the Fund for the six months ended 31 December 2024 and the auditor's report thereon.

### Responsible Entity

The Responsible Entity of the Fund is Ironbark Asset Management (Fund Services) Limited (ABN 63 116 232 154) (AFSL 298626) (the "Responsible Entity").

The registered office and principal place of business of the Responsible Entity and the Fund is Level 14, 1 Margaret Street, Sydney, NSW 2000.

### Directors

The following persons held office as directors of the Responsible Entity of the Fund for the period from 1 July 2024 to the date of this report:

B Carpenter  
A Donald  
C Larsen  
R Kellerman

### Principal activities

The Fund is a registered managed investment scheme domiciled in Australia.

The Fund invests primarily in property securities listed on the Australian Securities Exchange in accordance with the provisions of the Fund's Constitution.

The Fund did not have any employees during the half-year.

There were no significant changes in the nature of the Fund's activities during the half-year.

### Review and results of operations

During the half-year, the Fund continued to invest in accordance with target asset allocations as set out in the governing documents of the Fund, the provisions of the Fund's Constitution and Product Disclosure Statement.

#### Results

The performance of the Fund, as represented by the results of its operations, was as follows:

	<b>Six months ended</b>	
	<b>31 December 2024</b>	31 December 2023
Operating profit/(loss) (\$'000)	<b>15,830</b>	42,757
<b>Distributions</b>		
Distributions paid and payable (\$'000)	<b>619</b>	886
Distributions (cents per unit)	<b>0.3254</b>	0.3293
<b>Unit price as at 31 December</b>		
Application price (\$)	<b>1.3533</b>	1.2169
Redemption price (\$)	<b>1.3465</b>	1.2108

## Directors' report (continued)

### Significant changes in the state of affairs

In the opinion of the directors, there were no significant changes in the state of affairs of the Fund that occurred during the half-year.

### Events subsequent to reporting date

No matter or circumstance has arisen since 31 December 2024 that has significantly affected or may significantly affect:

- (i) the operations of the Fund in future financial years; or
- (ii) the results of those operations in future financial years; or
- (iii) the state of affairs of the Fund in future financial years.

### Rounding of amounts to the nearest thousand dollars

The Fund is an entity of a kind referred to in *ASIC Corporations (Rounding in Financial/Directors' Reports) Instrument 2016/191* issued by the Australian Securities and Investments Commission (ASIC) relating to the "rounding off" of amounts in the Directors' report. Amounts in the Directors' report have been rounded to the nearest thousand dollars in accordance with that ASIC Corporations Instrument, unless otherwise indicated.

### Auditor's independence declaration

A copy of the Auditor's independence declaration as required under Section 307C of the *Corporations Act 2001* is set out on page 4.

This report is made in accordance with a resolution of the directors of the Responsible Entity.

Signed by:

  
00A769DB295041C...

Director

Sydney  
5 March 2025




# Lead Auditor's Independence Declaration under Section 307C of the Corporations Act 2001

To the Directors of Ironbark Assets Management (Fund Services) Limited, as the  
Responsible Entity of **Ironbark Paladin Property Securities Fund**

I declare that, to the best of my knowledge and belief, in relation to the review of Ironbark Paladin Property Securities Fund for the half-year ended 31 December 2024 there have been:

- i. no contraventions of the auditor independence requirements as set out in the *Corporations Act 2001* in relation to the review; and
- ii. no contraventions of any applicable code of professional conduct in relation to the review.

  
KPMG

  
Nicholas Buchanan  
Partner  
Sydney  
5 March 2025

**Ironbark Paladin Property Securities Fund**  
**Condensed statement of comprehensive income**  
**For the six months ended 31 December 2024**

**Condensed statement of comprehensive income**

	<b>Six months ended</b>	
	<b>31 December 2024</b>	<b>31 December 2023</b>
	<b>\$'000</b>	<b>\$'000</b>
<b>Investment income</b>		
Distribution and dividend income	<b>3,418</b>	6,369
Interest income	<b>4</b>	4
Net gains/(losses) on financial instruments at fair value through profit or loss	<b>13,691</b>	37,655
Net foreign exchange gains/(losses)	<b>16</b>	6
<b>Total investment income/(loss)</b>	<b><u>17,129</u></b>	<u>44,034</u>
<b>Expenses</b>		
Management fees	<b>1,035</b>	1,095
Expense recovery fees	<b>123</b>	128
Transaction costs	<b>136</b>	51
Withholding taxes	<b>1</b>	3
Other operating expenses	<b>4</b>	-
<b>Total operating expenses</b>	<b><u>1,299</u></b>	<u>1,277</u>
<b>Operating profit/(loss)</b>	<b><u>15,830</u></b>	<u>42,757</u>
Other comprehensive income for the half-year	<b>-</b>	-
<b>Total comprehensive income for the half-year</b>	<b><u>15,830</u></b>	<u>42,757</u>

*The above condensed statement of comprehensive income should be read in conjunction with the accompanying notes.*

## Condensed statement of financial position

	Notes	As at	
		31 December 2024 \$'000	30 June 2024 \$'000
<b>Assets</b>			
Cash and cash equivalents		1,252	1,799
Receivables	8	2,398	4,482
Due from brokers - receivable for securities sold		5	-
Financial assets at fair value through profit or loss	6	<u>254,721</u>	<u>266,367</u>
<b>Total assets</b>		<u>258,376</u>	<u>272,648</u>
<b>Liabilities</b>			
Payables	9	554	759
Distributions payable	5	609	4,207
Financial liabilities at fair value through profit or loss	7	<u>293</u>	<u>17</u>
<b>Total liabilities</b>		<u>1,456</u>	<u>4,983</u>
<b>Net assets attributable to unitholders - equity</b>	4	<u>256,920</u>	<u>267,665</u>

*The above condensed statement of financial position should be read in conjunction with the accompanying notes.*



**Ironbark Paladin Property Securities Fund**  
**Condensed statement of changes in equity**  
**For the six months ended 31 December 2024**

### Condensed statement of changes in equity

		<b>Six months ended</b>	
		<b>31 December</b>	31 December
	Notes	<b>2024</b>	2023
		<b>\$'000</b>	<b>\$'000</b>
<b>Total equity at the beginning of the financial half-year</b>	4	<b>267,665</b>	301,039
<b>Comprehensive income for the half-year</b>			
Operating profit/(loss) for the half-year		<u>15,830</u>	<u>42,757</u>
<b>Total comprehensive income for the half-year</b>		<u>15,830</u>	<u>42,757</u>
<b>Transactions with unitholders</b>			
Applications	4	<b>21,252</b>	20,443
Redemptions	4	<b>(47,218)</b>	(50,351)
Units issued upon reinvestment of distributions	4	<b>10</b>	96
Distributions paid and payable	4	<u>(619)</u>	<u>(886)</u>
<b>Total transactions with unitholders</b>		<u>(26,575)</u>	<u>(30,698)</u>
<b>Total equity at the end of the financial half-year</b>		<u>256,920</u>	<u>313,098</u>

*The above condensed statement of changes in equity should be read in conjunction with the accompanying notes.*

**Condensed statement of cash flows**

	<b>Six months ended</b>	
	<b>31 December 2024</b>	<b>31 December 2023</b>
	<b>\$'000</b>	<b>\$'000</b>
<b>Cash flows from operating activities</b>		
Distributions and dividends received	5,186	6,673
Interest received	5	5
Management fees paid	(1,007)	(1,064)
Expense recovery fees paid	(37)	(114)
Transaction costs paid	(136)	(51)
Other operating expenses paid	(4)	(22)
Proceeds from sale of financial instruments at fair value through profit or loss*	146,264	76,970
Purchase of financial instruments at fair value through profit or loss*	<u>(120,490)</u>	<u>(47,736)</u>
<b>Net cash inflow/(outflow) from operating activities*</b>	<u>29,781</u>	<u>34,661</u>
<b>Cash flows from financing activities</b>		
Proceeds from applications by unitholders	21,380	20,119
Payments for redemptions by unitholders	(47,506)	(49,377)
Distributions paid	<u>(4,207)</u>	<u>(5,190)</u>
<b>Net cash inflow/(outflow) from financing activities</b>	<u>(30,333)</u>	<u>(34,448)</u>
<b>Net increase/(decrease) in cash and cash equivalents</b>	<b>(552)</b>	<b>213</b>
Cash and cash equivalents at the beginning of the half-year	1,799	1,336
Effects of foreign currency exchange rate changes on cash and cash equivalents	<u>5</u>	<u>(1)</u>
<b>Cash and cash equivalents at the end of the half-year</b>	<u><b>1,252</b></u>	<u><b>1,548</b></u>
<b>Non-cash operating and financing activities</b>		
Distributions paid reinvested	10	96
Dividend/Distribution income reinvested	<u>155</u>	<u>281</u>
<b>Total non-cash operating and financing activities</b>	<u><b>165</b></u>	<u><b>377</b></u>

\*The comparatives have been presented to align with the changes adopted for current period. Refer to note 2.

*The above condensed statement of cash flows should be read in conjunction with the accompanying notes.*

## **Contents of the notes to the condensed interim financial statements**

	Page	
1	General information	10
2	Basis of preparation	10
3	Fair value measurement	11
4	Net assets attributable to unitholders	14
5	Distributions to unitholders	14
6	Financial assets at fair value through profit or loss	15
7	Financial liabilities at fair value through profit or loss	15
8	Receivables	15
9	Payables	16
10	Related party transactions	16
11	Events occurring after the reporting period	16
12	Contingent assets and liabilities and commitments	16

## 1 General information

These condensed interim financial statements cover Ironbark Paladin Property Securities Fund (the "Fund") as an individual entity. The Fund is an Australian registered managed investment scheme under the *Corporations Act 2001* and was constituted on 30 January 1995. The Fund will terminate on 29 January 2075 unless terminated earlier in accordance with the provisions of the Fund's Constitution.

The Responsible Entity of the Fund is Ironbark Asset Management (Fund Services) Limited (ABN 63 116 232 154) (AFSL 298626) (the "Responsible Entity"). The Responsible Entity's registered office is Level 14, 1 Margaret Street, Sydney, NSW 2000.

The Fund invests primarily in property securities listed on the Australian Securities Exchange in accordance with the provisions of the Fund's Constitution.

The condensed interim financial statements were authorised for issue by the directors on the date the Directors' declaration was signed. The directors of the Responsible Entity have the power to amend and reissue the condensed interim financial statements.

## 2 Basis of preparation

These condensed interim financial statements have been prepared in accordance with Australian Accounting Standards AASB 134 *Interim Financial Reporting* and the *Corporations Act 2001*. The Fund is a for-profit entity for the purpose of preparing the condensed interim financial statements.

These condensed interim financial statements do not include all the notes of the type normally included in annual financial statements. Accordingly, these condensed interim financial statements are to be read in conjunction with the annual financial statements for the year ended 30 June 2024 and any public announcements made in respect of the Fund during the interim reporting period in accordance with the continuous disclosure requirements of the *Corporations Act 2001*.

These condensed interim financial statements are presented in Australian dollars, which is the Fund's functional currency.

The condensed interim financial statements have been prepared on the basis of fair value measurement of assets and liabilities, except where otherwise stated.

The condensed statement of financial position is presented on a liquidity basis. Assets and liabilities are presented in decreasing order of liquidity and do not distinguish between current and non-current. All balances are expected to be recovered or settled within twelve months, except for financial assets at fair value through profit or loss and net assets attributable to unitholders.

The Fund manages financial assets at fair value through profit or loss based on the economic circumstances at any given point in time, as well as to meet any liquidity requirements. As such, it is expected that a portion of the portfolio will be realised within twelve months, however, an estimate of that amount cannot be determined at the reporting date.

### Material accounting policies

The accounting policies applied in these condensed financial statements are the same as those applied to the Fund's financial statements for the year ended 30 June 2024.

#### (a) Use of estimates and judgement

Management makes estimates and assumptions that affect the reported amounts. These estimates and associated assumptions are continually evaluated and are based on historical experience and various other factors, including expectations of future events that are believed to be reasonable under the circumstances. Where applicable to the fair value measurement, the current changing market conditions are assessed and estimated. Actual results may differ from these estimates.

The use of estimates and critical judgements in fair value measurement that can have significant effect on the amounts recognised in the financial statements is described in note 3.

## **2 Basis of preparation (continued)**

### **(b) Comparatives**

Certain comparative figures in the condensed statement of cash flows have been presented to align with the changes adopted for current half-year:

- Cash flow presentation for the proceeds from sale and payments for purchase of financial instruments at fair value through profit or loss have been reclassified from investing activities to operating activities due to voluntary changes in the Fund's accounting policy.

There is no impact on the Fund's financial performance, changes in equity, net assets or any other quantitative metric of the Fund.

### **(c) New standards, amendments and interpretations**

#### *(i) New standards, amendments and interpretations adopted by the Fund*

There are no new accounting standards, amendments and interpretations that are effective for the first time for the financial period beginning 1 July 2024 that would be expected to have a material impact on the condensed interim financial statements of the Fund.

#### *(ii) New standards, amendments and interpretations effective after 1 January 2025 and have not been early adopted*

A number of new accounting standards, amendments and interpretations have been published that are not mandatory for the 31 December 2024 reporting period and have not been early adopted in preparing these condensed interim financial statements. Most of these are not expected to have a material impact on the condensed interim financial statements of the Fund. However, management is still in the process of assessing the impact of the new standard AASB 18 *Presentation and Disclosure in Financial Statements* which was issued in June 2024 and replaces AASB 101 *Presentation of Financial Statements*.

#### *(iii) Rounding of amounts to the nearest thousand dollars*

The Fund is an entity of a kind referred to in *ASIC Corporations (Rounding in Financial/Directors' Reports) Instrument 2016/191* issued by the Australian Securities and Investments Commission (ASIC) relating to the "rounding off" of amounts in the Directors' report. Amounts in the Directors' report have been rounded to the nearest thousand dollars in accordance with that ASIC Corporations Instrument, unless otherwise indicated.

## **3 Fair value measurement**

AASB 13 *Fair Value Measurement* requires disclosure of fair value measurements by level of the following fair value hierarchy:

- Quoted prices (unadjusted) in active markets for identical assets or liabilities (level 1);
- Inputs other than quoted prices included within level 1 that are observable for the asset or liability, either directly or indirectly (level 2); and
- Inputs for the asset or liability that are not based on observable market data (unobservable inputs) (level 3).

#### *(i) Fair value in an active market (level 1)*

The fair value of financial assets and liabilities traded in active markets is based on their quoted market prices at the end of the reporting period without any deduction for estimated future selling costs. For the majority of these financial instruments, information provided by the independent pricing services is relied upon for valuation.

The Fund values its investments in accordance with the accounting policies set out in note 2 of the condensed interim financial statements.

Financial assets and liabilities are priced at last traded prices.

### 3 Fair value measurement (continued)

*(i) Fair value in an active market (level 1) (continued)*

A financial instrument is regarded as quoted in an active market if quoted prices are readily and regularly available from an exchange, dealer, broker, industry group, pricing service, or regulatory agency, and those prices represent actual and regularly occurring market transactions on an arm's length basis.

An active market is a market in which transactions for the asset or liability take place with sufficient frequency and volume to provide pricing information on an ongoing basis.

*(ii) Fair value in an inactive or unquoted market (level 2 and level 3)*

The fair value of financial assets and liabilities that are not traded in an active market is determined using valuation techniques. These include the use of recent arm's length market transactions, reference to the current fair value of a substantially similar other instrument, discounted cash flow techniques, option pricing models or any other valuation technique that provides a reliable estimate of prices obtained in actual market transactions.

The fair value of derivatives that are not exchange traded is estimated at the amount that the Fund would receive or pay to terminate the contract at the end of the reporting period taking into account current market conditions (volatility and appropriate yield curve) and the current credit worthiness of the counterparties. The fair value of a forward contract is determined as the net present value of estimated future cash flows, discounted at appropriate market rates as at the valuation date.

Valuation models use observable data to the extent practicable. However, areas such as credit risk (both own and counterparty), volatilities and correlations require management to make estimates. Changes in the assumptions for these factors could affect the reported fair value of financial instruments. The output of a model is always an estimate or approximation of a value that cannot be determined with certainty, and valuation techniques employed may not fully reflect all factors relevant to the positions held.

*(iii) Recognised fair value measurements*

The following table presents the Fund's assets and liabilities measured and recognised at fair value as at 31 December 2024 and 30 June 2024.

<b>As at 31 December 2024</b>	<b>Level 1 \$'000</b>	<b>Level 2 \$'000</b>	<b>Level 3 \$'000</b>	<b>Total \$'000</b>
<b>Financial assets</b>				
Forward currency contracts	-	26	-	26
Equity securities	9,612	-	-	9,612
Unit trusts	245,083	-	-	245,083
<b>Total</b>	<b>254,695</b>	<b>26</b>	<b>-</b>	<b>254,721</b>
<b>Financial liabilities</b>				
Forward currency contracts	-	293	-	293
<b>Total</b>	<b>-</b>	<b>293</b>	<b>-</b>	<b>293</b>

**Ironbark Paladin Property Securities Fund**  
**Notes to the condensed interim financial statements**  
**For the six months ended 31 December 2024**  
**(continued)**

### 3 Fair value measurement (continued)

*(iii) Recognised fair value measurements (continued)*

As at 30 June 2024	Level 1 \$'000	Level 2 \$'000	Level 3 \$'000	Total \$'000
<b>Financial assets</b>				
Forward currency contracts	-	144	-	144
Unit trusts	<u>266,223</u>	<u>-</u>	<u>-</u>	<u>266,223</u>
<b>Total</b>	<u>266,223</u>	<u>144</u>	<u>-</u>	<u>266,367</u>
<b>Financial liabilities</b>				
Forward currency contracts	<u>-</u>	<u>17</u>	<u>-</u>	<u>17</u>
<b>Total</b>	<u>-</u>	<u>17</u>	<u>-</u>	<u>17</u>

The Fund held investments in listed equity securities and listed unit trusts as at 31 December 2024 (listed unit trusts as at 30 June 2024).

*(iv) Transfers between levels*

The Fund's policy is to recognise transfers into and transfers out of fair value hierarchy levels as at the end of the reporting period.

There have been no transfers between levels in the fair value hierarchy at the end of the reporting period (30 June 2024: nil).

*(v) Fair value measurements using significant unobservable inputs (level 3)*

The Fund did not hold any financial instruments with fair value measurements using significant unobservable inputs during the six months ended 31 December 2024 and year ended 30 June 2024.

*(vi) Financial instruments not carried at fair value*

The Fund did not hold any financial instruments which were not measured at fair value in the statement of financial position during the six months ended 31 December 2024 or year ended 30 June 2024 except for receivables and payables which are subsequently measured at amortised cost. Due to their short-term nature, the carrying amounts of receivables and payables are assumed to approximate their fair value.

**Ironbark Paladin Property Securities Fund**  
**Notes to the condensed interim financial statements**  
**For the six months ended 31 December 2024**  
**(continued)**

#### 4 Net assets attributable to unitholders

Movements in number of units and net assets attributable to unitholders during the six months ended 31 December 2024 were as follows:

	<b>Six months ended</b>			
	<b>31 December 2024</b>	31 December 2023	<b>31 December 2024</b>	31 December 2023
	<b>Units '000</b>	Units '000	<b>\$'000</b>	\$'000
Opening balance	<b>209,313</b>	285,749	<b>267,665</b>	301,039
Applications	<b>15,668</b>	18,911	<b>21,252</b>	20,443
Redemptions	<b>(34,665)</b>	(46,828)	<b>(47,218)</b>	(50,351)
Units issued upon reinvestment of distributions	<b>7</b>	93	<b>10</b>	96
Distributions paid and payable	-	-	<b>(619)</b>	(886)
Operating profit/(loss) for the half-year	-	-	<b>15,830</b>	42,757
<b>Closing balance</b>	<b>190,323</b>	257,925	<b>256,920</b>	313,098

As stipulated within the Fund's Constitution, each unit represents a right to an individual share in the Fund and does not extend to a right to the underlying assets of the Fund. There are no separate classes of units and each unit has the same rights attached to it as all other units of the Fund.

#### Capital risk management

The Fund considers its net assets attributable to unitholders as capital. The amount of net assets attributable to unitholders can change significantly on a daily basis as the Fund is subject to daily applications and daily redemptions at the discretion of unitholders.

Daily applications and redemptions are reviewed relative to the liquidity of the Fund's underlying assets on a daily basis by the Responsible Entity. Under the terms of the Fund's Constitution, the Responsible Entity has the discretion to reject an application for units and to defer or adjust a redemption of units if the exercise of such discretion is in the best interests of unitholders.

#### 5 Distributions to unitholders

	<b>Six months ended</b>			
	<b>31 December 2024</b>	<b>31 December 2024</b>	31 December 2023	31 December 2023
	<b>\$'000</b>	<b>CPU</b>	\$'000	CPU
Distributions paid 30 September	-	-	886	0.3293
Distributions paid 31 December	<b>10</b>	<b>0.3254</b>	-	-
Distributions payable 31 December	<b>609</b>	<b>0.3254</b>	-	-
<b>Total distributions</b>	<b>619</b>	<b>0.3254</b>	<b>886</b>	<b>0.3293</b>



## 6 Financial assets at fair value through profit or loss

	As at	
	31 December 2024	30 June 2024
	\$'000	\$'000
Derivatives	26	144
Equity securities	9,612	-
Unit trusts	<u>245,083</u>	<u>266,223</u>
<b>Total financial assets at fair value through profit or loss</b>	<u><b>254,721</b></u>	<u><b>266,367</b></u>

## 7 Financial liabilities at fair value through profit or loss

	As at	
	31 December 2024	30 June 2024
	\$'000	\$'000
Derivatives	<u>293</u>	<u>17</u>
<b>Total financial liabilities at fair value through profit or loss</b>	<u><b>293</b></u>	<u><b>17</b></u>

## 8 Receivables

	As at	
	31 December 2024	30 June 2024
	\$'000	\$'000
Distributions and dividends receivable	2,322	4,245
Interest receivable	-	1
Applications receivable	46	174
Other receivables	<u>30</u>	<u>62</u>
<b>Total receivables</b>	<u><b>2,398</b></u>	<u><b>4,482</b></u>

## 9 Payables

	As at	
	31 December 2024 \$'000	30 June 2024 \$'000
Redemptions payable	257	545
Management fees payable	165	166
Expense recovery fees payable	131	48
Withholding tax payable	<u>1</u>	<u>-</u>
<b>Total payables</b>	<u>554</u>	<u>759</u>

## 10 Related party transactions

All transactions with related parties are conducted on normal commercial terms and conditions. From time to time, the Fund or its director-related entities may invest in or withdraw from the Fund. These investments or withdrawals are on the same terms and conditions as those entered into by other Fund investors and are trivial and domestic in nature.

There have been no significant changes to the related party transactions disclosed in the previous financial statements.

## 11 Events occurring after the reporting period

No matter or circumstance has arisen since 31 December 2024 that has significantly affected or may significantly affect:

- (i) the operations of the Fund in future financial years; or
- (ii) the results of those operations in future financial years; or
- (iii) the state of affairs of the Fund in future financial years.

## 12 Contingent assets and liabilities and commitments

There were no outstanding contingent assets and liabilities or commitments as at 31 December 2024 and 30 June 2024.


## Directors' declaration

In the opinion of the directors of the Responsible Entity:

- (a) the condensed interim financial statements and notes set out on pages 5 to 16 are in accordance with the *Corporations Act 2001*, including:
  - (i) complying with Australian Accounting Standards AASB 134 *Interim Financial Reporting* and the *Corporations Regulations 2001*; and
  - (ii) giving a true and fair view of the Fund's financial position as at 31 December 2024 and of its performance for the six months period ended on that date;
- (b) there are reasonable grounds to believe that the Fund will be able to pay its debts as and when they become due and payable.

This declaration is made in accordance with a resolution of the directors for and on behalf of the Responsible Entity.

Signed by:

  
00A769DB295041C...

Director

Sydney  
5 March 2025



# Independent Auditor's Review Report

To the unitholders of **Ironbark Paladin Property Securities Fund**

## Opinion

We have reviewed the accompanying **Condensed Interim Financial Report** of Ironbark Paladin Property Securities Fund (the Fund).

Based on our review, which is not an audit, we have not become aware of any matter that makes us believe that the Condensed Interim Financial Report of the Fund does not comply with the *Corporations Act 2001*, including:

- giving a true and fair view of the Fund's financial position as at 31 December 2024 and of its performance for the Interim Period ended on that date; and
- complying with *Australian Accounting Standard AASB 134 Interim Financial Reporting* and the *Corporations Regulations 2001*.

The **Condensed Interim Financial Report** comprises:

- Condensed statement of financial position as at 31 December 2024;
- Condensed statement of comprehensive income for the Interim Period ended on that date;
- Condensed statement of changes in equity and Condensed statement of cash flows for the Interim Period ended on that date;
- Notes 1 to 12 comprising material accounting policies and other explanatory information; and
- The Directors' Declaration.

The Interim Period is the 6 months ended on 31 December 2024.

## Basis for Conclusion

We conducted our review in accordance with ASRE 2410 *Review of a Financial Report Performed by the Independent Auditor of the Entity*. Our responsibilities are further described in the *Auditor's Responsibilities for the Review of the Financial Report* section of our report.

We are independent of the Fund in accordance with the auditor independence requirements of the *Corporations Act 2001* and the ethical requirements of the *Accounting Professional and Ethical Standards Board's APES 110 Code of Ethics for Professional Accountants (including Independence Standards)* (the Code) that are relevant to our audit of the annual financial report in Australia. We have also fulfilled our other ethical responsibilities in accordance with these requirements.



## Responsibilities of the Directors for the Condensed Interim Financial Report

The Directors of Ironbark Asset Management (Fund Services) Limited (the Responsible Entity) are responsible for:


- the preparation of the Condensed Interim Financial Report that gives a true and fair view in accordance with *Australian Accounting Standards* and the *Corporations Act 2001*
- such internal control as the Directors determine is necessary to enable the preparation of the Condensed Interim Financial Report that gives a true and fair view and is free from material misstatement, whether due to fraud or error.

## Auditor's Responsibilities for the Review of the Condensed Interim Financial Report

Our responsibility is to express a conclusion on the Condensed Interim Financial Report based on our review. ASRE 2410 requires us to conclude whether we have become aware of any matter that makes us believe that the Condensed Interim Financial Report does not comply with the *Corporations Act 2001* including giving a true and fair view of the Fund's financial position as at 31 December 2024 and its performance for the Interim Period ended on that date, and complying with *Australian Accounting Standard AASB 134 Interim Financial Reporting* and the *Corporations Regulations 2001*.

A review of a Condensed Interim Financial Report consists of making enquiries, primarily of persons responsible for financial and accounting matters, and applying analytical and other review procedures. A review is substantially less in scope than an audit conducted in accordance with *Australian Auditing Standards* and consequently does not enable us to obtain assurance that we would become aware of all significant matters that might be identified in an audit. Accordingly, we do not express an audit opinion.



  
Nicholas Buchanan  
Partner  
Sydney  
5 March 2025